



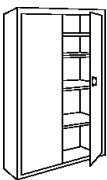
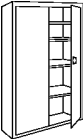
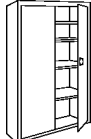


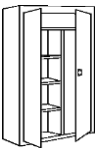

SANDUSKY LEE-SALES, P. O. BOX 1040, SANDUSKY, OH 44870 PH. 800/336-0671 FAX 419/626-3308
 SANDUSKY LEE-SOUTH, P. O. BOX 125, MILLINGTON, TN 38083 PH. 800/264-3453 FAX 901/873-1239
 SANDUSKY LEE-WEST, P.O. BOX 517, ARVIN, CA 93203 PH. 800/336-0674 FAX 661/854-2003
 SANDUSKY LEE-EAST, P.O. BOX 6, LITTLESTOWN, PA 17340 PH. 800/233-7076 FAX 717/359-4414

EFFECTIVE: JANUARY 1, 2016 (A)

Prices and specifications subject to change without notice

LIST PRICE ONLY

TERMS: NET 30, FOB: FACTORY




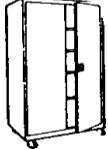
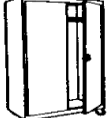
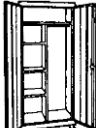
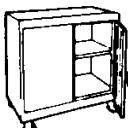
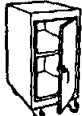
DESCRIPTION	ITEM NUMBER	W X D X H	LIST PRICE DELUXE PACK	UNIT CUBES	APPROX UNIT WT
ELITE STORAGE RECESSED HANDLE 	EA3R 242460-00	24 X 24 X 60	561.15	22.0	100 LBS.
	EA4R 361872-00	36 X 18 X 72	629.65	27.0	131 LBS.
	EA4R 361878-00	36 X 18 X 78	678.50	29.3	137 LBS.
	EA4R 362472-00	36 X 24 X 72	721.10	36.0	151 LBS.
	EA4R 362478-00	36 X 24 X 78	765.10	39.0	160 LBS.
	EA4R 462472-00	46 X 24 X 72	873.00	46.0	218 LBS.
	EA4R 462478-00	46 X 24 X 78	907.55	49.8	266 LBS.
<small>FOB: 38053, 17340, 93203</small>					
ELITE STORAGE 1 SWING HANDLE - 1 DUMMY HANDLE 	EA42 361872-00	36 X 18 X 72	627.25	27.0	131 LBS.
	EA42 361878-00	36 X 18 X 78	678.50	29.3	137 LBS.
	EA42 362472-00	36 X 24 X 72	721.10	36.0	151 LBS.
	EA42 362478-00	36 X 24 X 78	765.10	39.0	160 LBS.
	EA42 462472-00	46 X 24 X 72	882.45	46.0	218 LBS.
	EA42 462478-00	46 X 24 X 78	914.70	49.8	266 LBS.
<small>FOB: 38053, 17340, 93203</small>					
ELITE SERIES KEYLESS ELECTRONIC 	EA4E 361872-00	36 X 18 X 72	677.25	27.0	131 LBS.
	EA4E 361878-00	36 X 18 X 78	753.80	29.3	137 LBS.
	EA4E 362472-00	36 X 24 X 72	796.30	36.0	151 LBS.
	EA4E 362478-00	36 X 24 X 78	840.30	39.0	160 LBS.
	EA4E 462472-00	46 X 24 X 72	980.30	46.0	218 LBS.
	EA4E 462478-00	46 X 24 X 78	1017.90	49.8	266 LBS.
<small>FOB: 38053, 17340, 93203</small>					
ELITE DESK HEIGHT 	EA11 182430-00	18 X 24 X 30	323.95	7.5	46 LBS.
	EA11 361830-00	36 X 18 X 30	403.00	11.3	62 LBS.
<small>FOB: 38053, 17340, 93203</small>					
ELITE COUNTER HEIGHT 	EA2R 361842-00	36 X 18 X 42	459.00	15.8	84 LBS.
	EA2R 362442-00	36 X 24 X 42	513.15	21.0	101 LBS.
	EA2R 462442-00	46 X 24 X 42	652.90	26.8	142 LBS.
<small>FOB: 38053, 17340, 93203</small>					
ELITE COMBINATION 	EACR 361872-00	36 X 18 X 72	712.50	27.0	132 LBS.
	EACR 361878-00	36 X 18 X 78	772.20	29.3	138 LBS.
	EACR 362472-00	36 X 24 X 72	809.10	36.0	156 LBS.
	EACR 362478-00	36 X 24 X 78	855.00	39.0	164 LBS.
	EACR 462472-00	46 X 24 X 72	952.90	46.0	196 LBS.
<small>FOB: 38053, 17340, 93203</small>					
ELITE WARDROBE 	EAWR 361872-00	36 X 18 X 72	600.80	27.0	112 LBS.
	EAWR 361878-00	36 X 18 X 78	678.50	29.3	119 LBS.
	EAWR 362472-00	36 X 24 X 72	714.70	36.0	127 LBS.
	EAWR 362478-00	36 X 24 X 78	758.60	39.0	134 LBS.
	EAWR 462472-00	46 X 24 X 72	873.00	46.0	163 LBS.
	EAWR 462478-00	46 X 24 X 78	907.55	49.8	211 LBS.
<small>FOB: 38053, 17340, 93203</small>					

REPLACE '00' WITH APPROPRIATE COLOR NUMBER BELOW:

COLORS: 01-Red; 02-Charcoal; 03-Burgundy; 04-Tropic Sand; 05-Dove Gray; 06-Blue; 07-Putty; 08-Forest Green; 09-Black;

22-White; A6-Navy Blue; 30-Pink; 31-Purple; 36-Sky Blue; 38-Electric Green; EY-Yellow; MG-Multi Granite

There is a \$15.00 upcharge for colors not offered as standard colors. Color options will vary by model. Please reference our 2015/2016 catalog.

DESCRIPTION	ITEM NUMBER	W X D X H	LIST PRICE DELUXE PACK	UNIT CUBES	APPROX UNIT WT
RADIUS EDGE STORAGE 	ER4P 361872-00	36 X 18 X 72	661.05	33.0	154 LBS.
	ER4P 362472-00	36 X 24 X 72	705.75	36.0	176 LBS.
FOB: 38053, 17340, 93203					
RADIUS EDGE CLEAR VIEW 	ER4V 361872-00	36 X 18 X 72	880.80	27.0	156 LBS.
	ER4V 362472-00	36 X 24 X 72	932.40	36.0	171 LBS.
FOB: 38053, 17340, 93203					
SLIDING DOOR STORAGE 	BA1S 361829-00	36 X 18 X 29	440.50	12.0	79 LBS.
	BA2S 361842-00	36 X 18 X 42	471.90	16.0	97 LBS.
	BA4S 361872-00	36 X 18 X 72	572.00	27.0	158 LBS.
FOB: 38053, 93203					
SLIDING DOOR CLEAR VIEW STORAGE	BV4S 361872-00	36 X 18 X 72	724.65	27.0	162 LBS.
FOB: 38053, 17340, 93203					
TRANSPORT CABINET 	TA3R 242460-00*	24 X 24 X 66	758.60	22.0	116 LBS.
	TA4R 302466-00	30 X 24 X 72	852.20	30.0	149 LBS.
	TA3R 362460-00*	36 X 24 X 66	788.10	33.0	165 LBS.
	TA4R 362472-00	36 X 24 X 78	920.30	39.0	173 LBS.
	TA3R 462460-00*	46 X 24 X 66	1072.30	42.2	202 LBS.
	TA4R 462472-00	46 X 24 X 78	1150.60	49.8	228 LBS.
FOB: 38053, 17340, 93203					
TRANSPORT WARDROBE 	TAWR 362472-00	36 X 24 X 78	869.20	39.0	148 LBS.
	TAWR 462472-00	46 X 24 X 78	1086.20	49.8	194 LBS.
FOB: 38053, 17340, 93203					
TRANSPORT COMBINATION 	TACR 362460-00*	36 X 24 X 66	865.75	33.0	162 LBS.
	TACR 362472-00	36 X 24 X 78	1011.40	39.0	180 LBS.
	TACR 462472-00	46 X 24 X 78	1239.10	49.8	220 LBS.
FOB: 38053, 17340, 93203					
TRANSPORT WORK HT 	TA2R 462442-00	46 X 24 X 48	791.30	30.7	165 LBS.
FOB: 38053, 17340, 93203					
TRANSPORT WORK HT 	TA11 182430-00	18 X 24 X 36	499.50	9.0	63 LBS.
	TA11 361830-00	36 X 18 X 36	564.00	13.5	83 LBS.
	TA11 362430-00	36 X 24 X 36	585.30	18.0	94 LBS.
	TA21 362442-00	36 X 24 X 48	673.30	27.0	116 LBS.
FOB: 38053, 17340, 93203					
TRANSPORT SIDE HANDLE	TSH-00	23 X 4 1/2 X 5	84.30	0.0	6 LBS.










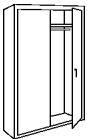
REPLACE '00' WITH APPROPRIATE COLOR NUMBER BELOW:

COLORS: 01-Red; 02-Charcoal; 03-Burgundy; 04-Tropic Sand; 05-Dove Gray; 06-Blue; 07-Putty; 08-Forest Green; 09-Black;

22-White; A6-Navy Blue; 30-Pink; 31-Purple; 36-Sky Blue; 38-Electric Green; EY-Yellow; MG-Multi Granite

There is a \$15.00 upcharge for colors not offered as standard colors. Color options will vary by model. Please reference our 2015/2016 catalog.



DESCRIPTION	ITEM NUMBER	W X D X H	LIST PRICE DELUXE PACK	UNIT CUBES	APPROX UNIT WT
CLEAR VIEW STORAGE  <small>FOB: 38053, 17340 ,93203</small>	CA4V 361272-00	36 X 12 X 72	684.20	18.0	92 LBS.
	CA4V 361872-00	36 X 18 X 72	736.70	27.0	112 LBS.
	CA4V 361878-00	36 X 18 X 78	773.60	29.3	122 LBS.
	CA4V 362472-00	36 X 24 X 72	803.50	36.0	138 LBS.
	EA4V 362478-00	36 X 24 X 78	904.60	39.0	148 LBS.
	EA4V 461872-00	46 X 18 X 72	982.80	34.5	176 LBS.
	EA4V 462472-00	46 X 24 X 72	1103.30	46.0	204 LBS.
	EA4V 462478-00	46 X 24 X 78	1152.70	49.8	214 LBS.
CLEAR VIEW CTR HEIGHT  <small>FOB: 38053, 17340 ,93203</small>	CA2V 361242-00	36 X 12 X 42	523.15	10.5	68 LBS.
	CA2V 361842-00	36 X 18 X 42	560.70	15.8	74 LBS.
	CA2V 362442-00	36 X 24 X 42	631.80	21.0	90 LBS.
	EA2V 461842-00	46 X 18 X 42	727.15	20.1	80 LBS.
	EA2V 462442-00	46 X 24 X 42	771.60	26.8	135 LBS.
TRANSPORT MOBILE CLEAR VIEW CABINET  <small>FOB: 38053, 17340 ,93203</small>	TA4V 361872-00	36 X 18 X 78	967.60	29.3	154 LBS.
	TA4V 362472-00	36 X 24 X 78	1047.50	39.0	182 LBS.
	TA4V 461872-00	46 X 18 X 78	1181.70	37.4	196 LBS.
	TA4V 462472-00	46 X 24 X 78	1300.60	49.8	223 LBS.
TRANSPORT CLEAR VIEW COUNTER HEIGHT  <small>FOB: 38053, 17340 ,93203</small>	TA2V 361842-00	36 X 18 X 48	772.20	18.0	100 LBS.
	TA2V 362442-00	36 X 24 X 48	839.50	24.0	130 LBS.
	TA2V 461842-00	46 X 18 X 48	905.50	23.0	146 LBS.
	TA2V 462442-00	46 X 24 X 48	977.30	30.7	155 LBS.
EXPANDED METAL FRONT  <small>FOB: 38053, 17340 ,93203</small>	CA4M 361872-00	36 X 18 X 72	736.70	27.0	112 LBS.
	CA4M 362472-00	36 X 24 X 72	803.50	36.0	138 LBS.
	EA4M 461872-00	46 X 18 X 72	982.80	34.5	176 LBS.
	EA4M 462472-00	46 X 24 X 72	1103.30	46.0	204 LBS.
MOBILE EXPANDED METAL FRONT  <small>FOB: 38053, 17340 ,93203</small>	TA4M 361872-00	36 X 18 X 78	967.60	29.3	154 LBS.
	TA4M 362472-00	36 X 24 X 78	1047.50	39.0	182 LBS.
	TA4M 461872-00	46 X 18 X 78	1181.70	37.4	196 LBS.
	TA4M 462472-00	46 X 24 X 78	1300.60	49.8	223 LBS.
CLASSIC STORAGE  <small>FOB: 38053, 17340 ,93203</small>	CA41 361872-00	36 X 18 X 72	541.70	27.0	104 LBS.
	CA41 361878-00	36 X 18 X 78	604.20	29.3	110 LBS.
	CA41 362472-00	36 X 24 X 72	648.85	36.0	116 LBS.
	CA41 362478-00	36 X 24 X 78	676.80	39.0	127 LBS.
CLASSIC COUNTER HT.  <small>FOB: 38053, 17340 ,93203</small>	CA21 361842-00	36 X 18 X 42	409.75	15.8	67 LBS.
	CA21 362442-00	36 X 24 X 42	472.40	21.0	84 LBS.
CLASSIC COMBINATION  	CAC1 361872-00	36 X 18 X 72	616.80	27.0	104 LBS.
	CAC1 361878-00	36 X 18 X 78	661.50	29.3	111 LBS.
	CAC1 362472-00	36 X 24 X 72	705.10	36.0	123 LBS.
	CAC1 362478-00	36 X 24 X 78	750.10	39.0	129 LBS.
CLASSIC WARDROBE  	CAW1 361872-00	36 X 18 X 72	537.75	27.0	91 LBS.
	CAW1 361878-00	36 X 18 X 78	570.00	29.3	96 LBS.
	CAW1 362472-00	36 X 24 X 72	604.40	36.0	101 LBS.
	CAW1 362478-00	36 X 24 X 78	635.40	39.0	106 LBS.





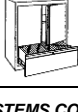



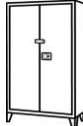
REPLACE '00' WITH APPROPRIATE COLOR NUMBER BELOW:

COLORS: 01-Red; 02-Charcoal; 03-Burgundy; 04-Tropic Sand; 05-Dove Gray; 06-Blue; 07-Putty; 08-Forest Green; 09-Black;

22-White; A6-Navy Blue; 30-Pink; 31-Purple; 36-Sky Blue; 38-Electric Green; EY-Yellow; MG-Multi Granite

There is a \$15.00 upcharge for colors not offered as standard colors. Color options will vary by model. Please reference our 2015/2016 catalog.







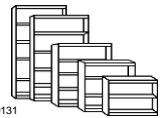

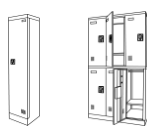
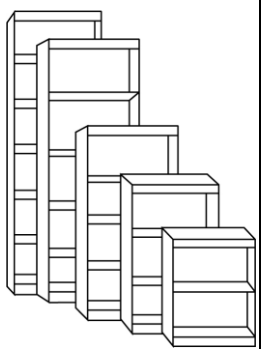


DESCRIPTION	ITEM NUMBER	W X D X H	LIST PRICE	UNIT	APPROX
			DELUXE PACK	CUBES	UNIT WT
ELITE SYSTEMS WARDROBE, DWR  <small>FOB: 38053, 17340 .93203</small>	HAWF 171864-00	17 X 18 X 64	551.45	11.3	71 LBS.
ELITE SYSTEMS SINGLE DOOR, DWR  <small>FOB: 38053, 17340 .93203</small>	HADF 171864-00	17 X 18 X 64	573.65	11.3	80 LBS.
ELITE SYSTEMS STORAGE, DWR  <small>FOB: 38053, 17340 .93203</small>	HADF 301864-00	30 X 18 X 64	705.95	20.0	106 LBS.
ELITE SYSTEMS STORAGE  <small>FOB: 38053, 17340 .93203</small>	HA3F 301864-00 HA3F 361864-00	30 X 18 X 64 36 X 18 X 64	536.65 581.20	20.0 24.0	101 LBS. 110 LBS.
ELITE SYSTEMS CTR HT, DWR  <small>FOB: 38053, 17340 .93203</small>	HFDF 301842-00	30 X 18 X 42	598.70	13.1	80 LBS.
ELITE SYSTEMS COUNTER HT.  <small>FOB: 38053, 17340 .93203</small>	HF2F 301842-00	30 X 18 X 42	448.30	13.1	73 LBS.
BOOKCASE W/DRAWER  <small>FOB: 38053, 17340 .93203</small>	BD10 361842-00 BD30 361872-00	36 X 18 X 42 36 X 18 X 72	489.75 607.15	15.8 27.0	106 LBS. 141 LBS.
STAINLESS STEEL STORAGE CABINETS  <small>FOB: 38053</small>	SA1D 301230-XX SA2D 361842-XX SA4D 361872-XX SA4D 362478-XX SA4D 482478-XX SA4V 361872-XX SA4V 482478-XX	30 X 12 X 30 36 X 18 X 42 36 X 18 X 72 36 X 24 X 78 48 X 24 X 78 36 X 18 X 72 48 X 24 X 78	1080.90 1697.85 2682.25 3010.45 3844.40 2811.80 4022.05	6.3 15.8 27.0 39.0 52.0 27.0 52.0	67 LBS. 133 LBS. 211 LBS. 263 LBS. 325 LBS. 216 LBS. 333 LBS.
MODULAR STORAGE SYSTEM (see catalog page 12)	GW1F301226 GADF301836 GAWF241872 GF3F241872 GF3F361872 GF3F462472 GACF361872	30 X 12 X 26 30 X 18 X 36 24 X 18 X 72 24 X 18 X 72 36 X 18 X 72 46 X 24 X 72 36 X 18 X 72	346.55 469.10 497.65 497.65 604.20 732.70 645.45	5.4 11.3 18.0 18.0 27.0 46.0 27.0	64 LBS 77 LBS. 104 LBS. 104 LBS. 151 LBS 238 LBS. 110 LBS.
PULL-OUT SHELF CABINET (see catalog page 13) <small>FOB: 93203, 17340</small>	ET52362466-00LL ET22362466-00LL	36 X 24 X 66 36 X 24 X 66	1085.30 843.60	34.4 13.5	208 LBS. 190 LBS.
EXTRA HEAVY-DUTY STORAGE CABINETS 	XA4D 361872-00L XA4D 362472-00L XA4D 461872-00L XA4D 462472-00L	36 X 18 X 79 36 X 24 X 79 46 X 18 X 79 46 X 24 X 79	1008.55 1113.85 1264.45 1445.05	27.0 36.0 34.5 46.0	290 LBS. 330 LBS. 390 LBS. 445 LBS.

REPLACE '00' WITH APPROPRIATE COLOR NUMBER BELOW:

COLORS: 01-Red; 02-Charcoal; 03-Burgundy; 04-Tropic Sand; 05-Dove Gray; 06-Blue; 07-Putty; 08-Forest Green; 09-Black;
22-White; A6-Navy Blue; 30-Pink; 31-Purple; 36-Sky Blue; 38-Electric Green; EY-Yellow; MG-Multi Granite



There is a \$15.00 upcharge for colors not offered as standard colors. Color options will vary by model. Please reference our 2015/2016 catalog.








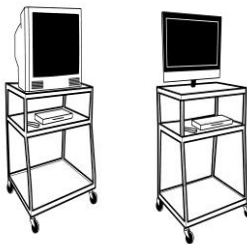
DESCRIPTION	ITEM NUMBER	W X D X H	LIST PRICE DELUXE PACK	UNIT CUBES	APPROX UNIT WT
VALUE LINE STORAGE  <small>FOB: 38053, 17340, 93203</small>	VF31 301872-00	30 X 18 X 72	441.80	22.5	82 LBS.
	VF31 301566-00	30 X 15 X 66	410.11	17.2	70 LBS.
	VF41 361872-00	36 X 18 X 72	499.30	27.0	98 LBS.
	VALUE LINE COUNTER HT				
<small>FOB: 38053, 17340, 93203</small>	VF21 361842-00	36 X 18 X 42	392.65	15.8	63 LBS.
JANITORIAL/SUPPLY CABINET  <small>FOB: 38053, 17340, 93203</small>	VFC1 301566-00	30 X 15 X 66	426.20	17.2	72 LBS.
	EFC1 362472-00	36 X 24 X 72	802.85	36.0	142 LBS.
SNAP IT COUNTER HEIGHT  <small>FOB: 60131</small>	RTA-7001-00	36 X 18 X 42	303.90	15.8	75 LBS.
SNAP IT STORAGE CABINET  <small>FOB: 60131</small>	RTA-7000-00	36 X 18 X 72	417.50	27.0	110 LBS.
SNAP IT BOOKCASES  <small>FOB: 60131</small>	BQ10 351330-00	34-1/2 X 13 X 30	149.40	7.9	35 LBS.
	BQ20 351342-00	34-1/2 X 13 X 42	195.00	11.1	45 LBS.
	BQ30 351352-00	34-1/2 X 13 X 52	237.20	13.7	55 LBS.
	BQ40 351372-00	34-1/2 X 13 X 72	297.10	19.0	69 LBS.
	BQ50 351384-00	34-1/2 X 13 X 84	349.60	22.1	80 LBS.
SNAP IT STORAGE CABINET with Keyless Electric Lock  <small>FOB: 60131</small>	KDE7236	36 X 18 X 72	554.40	7.0	125 LBS.
	KDE7824	36 X 24 X 78	701.45	11.0	151 LBS.
	KDE7848	48 X 24 X 78	835.20	12.6	194 LBS.
SNAP IT LOCKERS  <small>FOB: 60131</small>	<i>Full Length</i>				
	KDCL7212/1	12 X 18 X 72	295.55	3.6	50 LBS.
	KDCL7236/3	36 X 18 X 72	544.95	8.0	148 LBS.
	<i>Double Tier</i>				
KDCL7212/2	12 X 18 X 72	335.70	3.6	55 LBS.	
KDCL7236/6	36 X 18 X 72	629.75	8.0	159 LBS.	
WELDED BOOKCASES  <small>FOB: 38053, 17340, 93203</small>	BA10 341230-00	34-1/2 X 13 X 30	209.50	7.5	34 LBS.
	BA20 341242-00	34-1/2 X 13 X 42	255.80	10.5	43 LBS.
	BA30 341252-00	34-1/2 X 13 X 52	295.50	13.0	51 LBS.
	BA30 341260-00	34-1/2 X 13 X 60	325.90	15.0	56 LBS.
	BA40 341272-00	34-1/2 X 13 X 72	362.60	18.0	63 LBS.
	BA50 341282-00	34-1/2 X 13 X 82	445.10	21.0	91 LBS.
	BA10 361830-00	36 X 18 X 30	280.15	11.3	42 LBS.
	BA20 361842-00	36 X 18 X 42	334.55	15.8	53 LBS.
	BA20 461842-00	46 X 18 X 42	497.00	20.1	73 LBS.
	BA30 361852-00	36 X 18 X 52	387.25	19.5	64 LBS.
	BA40 361872-00	36 X 18 X 72	449.50	27.0	84 LBS.
	BA40 461872-00	46 X 18 X 72	625.90	34.5	98 LBS.
	BA50 361884-00	36 X 18 X 84	553.90	31.5	101 LBS.
	MOBILE BOOKCASES  <small>FOB: 38053, 17340, 93203</small>	BM10 361830-00 (BRM2918)	36 X 18 X 36	407.85	13.5
BM20 361842-00 (BRM4218)		36 X 18 X 48	471.80	18.0	80 LBS.
BM30 361852-00 (BRM5218)		36 X 18 X 58	530.50	21.8	91 LBS.
BM40 361872-00 (BRM7218)		36 X 18 X 78	583.30	29.3	120 LBS.
RADIUS EDGE BOOKCASES STATIONARY  <small>FOB: 38053, 17340, 93203</small>	BA1R 361830-00	36 X 18 X 30	328.90	12.0	58 LBS.
	BA2R 361842-00	36 X 18 X 42	399.45	16.0	72 LBS.
	BA3R 361852-00	36 X 18 X 52	434.75	19.0	86 LBS.
	BA4R 361872-00	36 X 18 X 72	489.40	32.0	120 LBS.

REPLACE '00' WITH APPROPRIATE COLOR NUMBER BELOW:

COLORS: 01-Red; 02-Charcoal; 03-Burgundy; 04-Tropic Sand; 05-Dove Gray; 06-Blue; 07-Putty; 08-Forest Green; 09-Black;
22-White; A6-Navy Blue; 30-Pink; 31-Purple; 36-Sky Blue; 38-Electric Green; EY-Yellow; MG-Multi Granite



There is a \$15.00 upcharge for colors not offered as standard colors. Color options will vary by model. Please reference our 2015/2016 catalog.

DESCRIPTION	ITEM NUMBER	W X D X H					LIST PRICE DELUXE PACK	UNIT CUBES	APPROX UNIT WT
		W	X	D	X	H			
WELDED BOOKTRUCKS									
Single-Side Slant Shelf Steel Book Cart, Two Shelves	SR227-00	29	X	14	X	25	304.50	5.2	26 LBS.
Single-Side 17" Mobile Utility Truck, 3 Slanted Shelves	SL33017-00	18	X	14	X	46	352.20	5.4	42 LBS.
Single-Side 27" Mobile Utility Truck, 3 Slanted Shelves	SL327-00	28	X	14	X	46	359.00	8.5	46 LBS.
Single-Sided Slant Shelf Steel Book Cart, Three Shelves	SL330-00	32	X	14	X	46	406.00	9.8	45 LBS.
Double-Sided Slant Shelf Steel Book Cart, Six Shelves	SV336-00	39	X	19	X	46	467.50	16.2	74 LBS.
Flat Shelf Steel Cart, Three Shelves	SF336-00	39	X	19	X	46	451.20	16.2	62 LBS.
Book Cart, Flat Bottom Shelf & Four Slanted Shelves	SVF336-00	39	X	19	X	46	451.20	16.2	69 LBS.
Book Cart, Flat Top Shelf and Four Slanted Shelves	SVF336-00	39	X	19	X	46	451.20	16.2	70 LBS.
FOB: 17340									
STORAGE LOCKERS									
	LF1B 151524-00	15	X	15	X	24	165.90	2.7	20 LBS.
	LF1B 151548-00	15	X	15	X	48	221.05	5.0	36 LBS.
	LF1B 151866-00	15	X	18	X	66	301.60	10.3	48 LBS.
	LF2B 151866-00	15	X	18	X	66	315.00	10.3	55 LBS.
	LF3B 151866-00	15	X	18	X	66	344.90	10.3	57 LBS.
	LF5H 151866-00	15	X	18	X	66	381.15	10.3	60 LBS.
FOB: 38053, 17340, 93203									
CUBBIE STORAGE ORGANIZER									
	IC00461852-00	46	X	18	X	52	415.50	24.9	125 LBS.
	IC00461866-00	46	X	18	X	66	484.80	31.6	155 LBS.
FOB: 17340									
KID BIN ORGANIZER									
	KBO-341030BC	34	X	10.5	X	30.7	107.40	6.3	22 LBS.
	KBO-341030PC	34	X	10.5	X	30.7	107.40	6.3	22 LBS.
MOBILE TABLET SECURITY CABINET									
	MTS362437-00	36	X	24	X	43	1032.15	21.5	164 LBS.
	TCS-40	36 1/2	X	3 1/2	X	3	567.25	0.3	15 LBS.
FOB: 17340									
TABLET SECURITY CABINET									
	5423-32	26	X	17 3/4	X	34 3/16"	498.65	9.2	74 LBS.
	5425-32	11	X	1/4"	X	9	33.25	0.1	2.15 LBS.
WALL-MOUNT LAPTOP SAFE/SECURITY CABINET									
	WLAP2016	19-3/4	X	4-3/4	X	15-3/4	238.45	2.0	18 LBS.
FOB: 60131									
MOBILE LAPTOP SECURITY CABINET									
	MLS5236-00	36	X	24	X	52	853.45	23.0	260 LBS.
	MLS5248-00	46	X	24	X	52	1083.80	31.0	292 LBS.
	MLS5236-00EC	36	X	24	X	52	1896.65	23.0	280 LBS.
	MLS5248-00EC	46	X	24	X	52	2078.60	31.0	312 LBS.
FOB: 17340									
WIDE BODY TV MONITOR CART									
WIDE BODY FLAT PANEL TV CART									
	IP30322744-09	36	X	24	X	52	419.20	8.3	96 LBS.
	IP30403244-09	36	X	24	X	52	573.75	12.6	146 LBS.
	IF30322744-09	36	X	24	X	52	329.10	4.1	66 LBS.
	IF30403244-09	36	X	24	X	52	426.95	7.2	116 LBS.
	ES32-09	Dble Slide Out Shelf-32"					79.90		15 LBS.
	ES40-09	Dble Slide Out Shelf-40"					121.80		23 LBS.
PSC4-09	4-Plug Powerstrip					60.90		1.7 LBS.	
FOB: 60131									











REPLACE '00' WITH APPROPRIATE COLOR NUMBER BELOW:

COLORS: 01-Red; 02-Charcoal; 03-Burgundy; 04-Tropic Sand; 05-Dove Gray; 06-Blue; 07-Putty; 08-Forest Green; 09-Black;

22-White; A6-Navy Blue; 30-Pink; 31-Purple; 36-Sky Blue; 38-Electric Green; EY-Yellow; MG-Multi Granite

There is a \$15.00 upcharge for colors not offered as standard colors. Color options will vary by model. Please reference our 2015/2016 catalog.



DESCRIPTION	ITEM NUMBER	W X D X H			LIST PRICE DELUXE PACK	UNIT CUBES	APPROX UNIT WT		
MOBILE UTILITY CABINET  <small>FOB: 38053, 17340, 93203</small>	RF1F 301826-05D (Dove Gray)	30	X	18	X	30	368.20	9.4	44 LBS.
REFRESHMENT/MACHINE STAND  <small>FOB: 38053, 17340, 93203</small>	CFDP 301833-05D	30	X	18	X	34	516.00	17.0	96 LBS.
PLASTIC UTILITY CARTS  <small>FOB: 38053, 17340, 93203</small>	PUC174033-2 PUC254635-2 PUC174033-3 PUC254635-3	40 46 40 46	X X X X	17 25 17 25	X X X X	33 33 33 33	275.05 332.95 347.20 448.75	13.0 22.0 13.0 22.0	40 LB. 51 LBS. 51 LBS. 66 LBS.
MOBILE COMPUTER WORKSTATION with PULL OUT SHELF  <small>FOB: 17340</small>	JG6625	26	X	24	X	63	886.00	21.0	127 LBS.
MOBILE COMPUTER SECURITY WORKSTATION  <small>FOB: 17340</small>	JG2663	26	X	24	X	63	756.20	21.0	127 LBS.
MOBILE COMPUTER CABINET EXTRA HEAVY DUTY  <small>FOB: 38053</small>	16CC303064-00	30	X	30	X	70	1296.70	36.5	300 LBS.
LATERAL FILE TOPS <small>FOB: 38053</small>	TPM3620MO TPM3620WC TPM4220MO TPM4220WC	36 36 42 42	X X X X	20 20 20 20					15 LBS. 15 LBS. 20 LBS. 20 LBS.
400 SERIES LATERAL FILES  <small>FOB: 93203, 17340</small>	E202L E204L	30 30	X X	18 18	X X	26-5/8 50-1/4	425.15 625.00	8.3 16.4	90 LBS. 180 LBS.
600 SERIES LATERAL FILES  <small>FOB: 93203, 17340</small>	LF6A362-00 LF6A363-00 LF6A423-00 LF6A364-00 LF6A424-00 LF6A365-00 LF6A425-00	36 36 42 36 42 36 42	X X X X X X X	19 1/4 19 1/4 19 1/4 19 1/4 19 1/4 19 1/4 19 1/4	X X X X X X X	28 3/8 40 7/8 40 7/8 53 1/4 53 1/4 66 3/8 66 3/8	484.30 704.45 756.80 850.40 920.60 1101.90 1169.30	11.6 17.1 21.8 21.7 25.3 27.9 30.4	104 LBS. 138 LBS. 188 LBS. 179 LBS. 199 LBS. 202 LBS. 253 LBS.
800 SERIES LATERAL FILES  <small>FOB: 93203, 17340</small>	LF8F302-00 LF8F304-00 LF8F362-00 LF8F364-00 LF8F422-00 LF8F424-00 LF8F425-00	30 30 36 36 42 42 42	X X X X X X X	19-1/4 19-1/4 19-1/4 19-1/4 19-1/4 19-1/4 19-1/4	X X X X X X X	28-3/8 53-1/4 28-3/8 53-1/4 28-3/8 53-1/4 66-3/8	486.25 787.40 549.25 896.90 563.35 1020.20 1261.05	9.7 18.0 11.6 21.7 14.1 25.3 30.4	131 LBS. 168 LBS. 140 LBS. 189 LBS. 165 LBS. 199 LBS. 253 LBS.
VERTICAL FILES  <small>FOB: 60131</small>	VFLT222-00 S412 VFLT224-00 S414 VFLT252-00 S512 VFLT254-00 S514 VFLT262-00 S312 VFLG262-00 S312C VFLT264-00 S314 VFLG264-00 S314C VFLT265-00 S315	15 15 15 15 15 18 1/4 15 18 1/4 15	X X X X X X X X X	22 22 25 25 26 1/2 26 1/2 26 1/2 26 1/2 26 1/2	X X X X X X X X X	26 1/4 48 3/4 29 52 29 29 52 52 60	258.40 391.35 281.90 428.05 295.60 327.25 460.70 503.05 579.90	5.0 9.3 6.3 11.3 6.7 8.1 12.0 14.6 13.8	50 LBS. 90 LBS. 58 LBS. 101 LBS. 60 LBS. 65 LBS. 116 LBS. 120 LBS. 138 LBS.
CROSS BAR KIT (400 SERIES) For Front/Back Filing	E2500L	Accommodates 30" Wide 400 Series Lateral Files			27.20		2 LBS.		
CROSS BAR KIT (600 & 800 Series) For Front/Back Filing (2 Rows)	LA99000	Accommodates 600 & 800 Series Lateral Files			33.20		2 LBS.		
CROSS BAR KIT (600 & 800 Series) For Front/Back Filing (3 Rows)	LA99000-3	Accommodates 600 & 800 Series 42" Lateral Files Only			38.80		2 LBS.		
FILE DRAWER DIVIDER KIT 400, 600, 800 Series	LFDIVKT-10	Accommodates 400, 600 & 800 Series Lateral Files			79.60		13 LBS.		




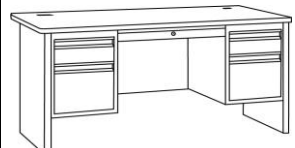
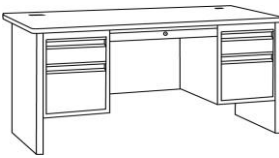

REPLACE '00' WITH APPROPRIATE COLOR NUMBER BELOW:

COLORS: 01-Red; 02-Charcoal; 03-Burgundy; 04-Tropic Sand; 05-Dove Gray; 06-Blue; 07-Putty; 08-Forest Green; 09-Black;

22-White; A6-Navy Blue; 30-Pink; 31-Purple; 36-Sky Blue; 38-Electric Green; EY-Yellow; MG-Multi Granite

There is a \$15.00 upcharge for colors not offered as standard colors. Color options will vary by model. Please reference our 2015/2016 catalog.



DESCRIPTION	ITEM NUMBER	W X D X H					LIST PRICE DELUXE PACK	UNIT CUBES	APPROX UNIT WT	
		W	X	D	X	H				
500 SERIES STEEL DESKS										
	30078-BW	45	X	24	X	29-1/2	566.40	18.1	107 LBS.	
	30078-GY	45	X	24	X	29-1/2	566.40	18.1	107 LBS.	
	30078-PO	45	X	24	X	29-1/2	566.40	18.1	107 LBS.	
	30045-BW	60	X	30	X	29-1/2	814.30	23.0	194 LBS.	
	30045-GY	60	X	30	X	29-1/2	814.30	23.0	194 LBS.	
	30045-PO	60	X	30	X	29-1/2	814.30	23.0	194 LBS.	
	30084-BW	72	X	36	X	29-1/2	957.00	33.0	218 LBS.	
	30084-GY	72	X	36	X	29-1/2	957.00	33.0	218 LBS.	
	30084-PO	72	X	36	X	29-1/2	957.00	33.0	218 LBS.	
FOB: 17340, 93203										
500 SERIES L-SHAPED DESKS										
	LW2F4224PO						1368.40	38.0	273 LBS.	
	LW2F4224BW	42X24 RETURN & 66X30 DESK					1368.40	38.0	273 LBS.	
	RW2F4224PO	W/CENTER DRAWER					1368.40	38.0	273 LBS.	
	RW2F4224BW						1368.40	38.0	273 LBS.	
FOB: 17340										
600 SERIES TEACHERS DESKS										
 	SQ4830BO	48	X	30	X	29-1/2	616.45	24.0	92 LBS.	
	SQ4830BM	48	X	30	X	29-1/2	616.45	24.0	92 LBS.	
	SQ4830PO	48	X	30	X	29-1/2	616.45	24.0	92 LBS.	
	SQ4830BGN	48	X	30	X	29-1/2	616.45	24.0	92 LBS.	
	SQ4830BW	48	X	30	X	29-1/2	616.45	24.0	92 LBS.	
	SQ4830CMH	48	X	30	X	29-1/2	616.45	24.0	92 LBS.	
	SQ6030BO	60	X	30	X	29-1/2	644.95	30.0	105 LBS.	
	SQ6030BM	60	X	30	X	29-1/2	644.95	30.0	105 LBS.	
	SQ6030PO	60	X	30	X	29-1/2	644.95	30.0	105 LBS.	
	SQ6030BGN	60	X	30	X	29-1/2	644.95	30.0	105 LBS.	
	SQ6030BW	60	X	30	X	29-1/2	644.95	30.0	105 LBS.	
	SQ6030CMH	60	X	30	X	29-1/2	644.95	30.0	105 LBS.	
	DQ6030BO	60	X	30	X	29-1/2	840.85	30.0	140 LBS.	
	DQ6030BM	60	X	30	X	29-1/2	840.85	30.0	140 LBS.	
	DQ6030PO	60	X	30	X	29-1/2	840.85	30.0	140 LBS.	
	DQ6030BGN	60	X	30	X	29-1/2	840.85	30.0	140 LBS.	
	DQ6030BW	60	X	30	X	29-1/2	840.85	30.0	140 LBS.	
	DQ6030CMH	60	X	30	X	29-1/2	840.85	30.0	140 LBS.	
FOB: 93203, 17340										
700 SERIES HD TEACHERS DESKS										
	SP704830BM	48	X	30	X	29-1/2	709.25	25.0	98 LBS.	
	SP704830BGN	48	X	30	X	29-1/2	709.25	25.0	98 LBS.	
	SP704830BO	48	X	30	X	29-1/2	709.25	25.0	98 LBS.	
	SP704830PO	48	X	30	X	29-1/2	709.25	25.0	98 LBS.	
	SP704830CMH	48	X	30	X	29-1/2	709.25	25.0	98 LBS.	
	SP704830BW	48	X	30	X	29-1/2	709.25	25.0	98 LBS.	
	DP706030BM	60	X	30	X	29-1/2	905.10	31.3	146 LBS.	
	DP706030BGN	60	X	30	X	29-1/2	905.10	31.3	146 LBS.	
	DP706030BO	60	X	30	X	29-1/2	905.10	31.3	146 LBS.	
	DP706030PO	60	X	30	X	29-1/2	905.10	31.3	146 LBS.	
	DP706030CMH	60	X	30	X	29-1/2	905.10	31.3	146 LBS.	
	DP706030BW	60	X	30	X	29-1/2	905.10	31.3	146 LBS.	
	FOB: 17340, 93203									
	900 SERIES HD TEACHERS DESKS									
	SP904830BM	48	X	30	X	29-1/2	772.15	25.0	104 LBS.	
	SP904830BGN	48	X	30	X	29-1/2	772.15	25.0	104 LBS.	
	SP904830BO	48	X	30	X	29-1/2	772.15	25.0	104 LBS.	
	SP904830PO	48	X	30	X	29-1/2	772.15	25.0	104 LBS.	
	SP904830CMH	48	X	30	X	29-1/2	772.15	25.0	104 LBS.	
	SP904830BW	48	X	30	X	29-1/2	772.15	25.0	104 LBS.	
	DP906030BM	60	X	30	X	29-1/2	995.00	31.3	152 LBS.	
	DP906030BGN	60	X	30	X	29-1/2	995.00	31.3	152 LBS.	
	DP906030BO	60	X	30	X	29-1/2	995.00	31.3	152 LBS.	
	DP906030PO	60	X	30	X	29-1/2	995.00	31.3	152 LBS.	
	DP906030CMH	60	X	30	X	29-1/2	995.00	31.3	152 LBS.	
	DP906030BW	60	X	30	X	29-1/2	995.00	31.3	152 LBS.	
	FOB: 17340, 93203									




REPLACE '00' WITH APPROPRIATE COLOR NUMBER BELOW:


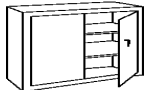

COLORS: 01-Red; 02-Charcoal; 03-Burgundy; 04-Tropic Sand; 05-Dove Gray; 06-Blue; 07-Putty; 08-Forest Green; 09-Black;

22-White; A6-Navy Blue; 30-Pink; 31-Purple; 36-Sky Blue; 38-Electric Green; EY-Yellow; MG-Multi Granite

There is a \$15.00 upcharge for colors not offered as standard colors. Color options will vary by model. Please reference our 2015/2016 catalog.



DESCRIPTION	ITEM NUMBER	W X D X H					LIST PRICE DELUXE PACK	UNIT CUBES	APPROX UNIT WT	
		W	X	D	X	H				
WALL CABINETS  FOB: 38053, 17340, 93203	WA1V 161226-00	16	X	12	X	26	362.30	2.9	25 LBS.	
	WA1V 301226-00	30	X	12	X	26	442.70	5.4	49 LBS.	
	WA2V 361230-00	36	X	12	X	30	457.60	7.5	63 LBS.	
	WA11 181226-00	18	X	12	X	26	269.15	3.3	29 LBS.	
	WA11 301230-00	30	X	12	X	30	344.40	6.3	48 LBS.	
	WA22 361230-00	36	X	12	X	30	369.50	7.5	62 LBS.	
KEYLESS ELECTRONIC WALL CABINET  FOB: 60131	KDEW3012	30	X	12	X	30	290.45	6.3	50 LBS.	
FLAT FILE STORAGE 5-Drawer Flat File Closed Base Open Base *Inside Drawer: 37-5/16"W x 25-7/16"D x 1-7/8"H 5-Drawer Flat File Closed Base Open Base *Inside Drawer: 43-1/4"W x 32-7/8"D x 1-7/8"H 5-Drawer Flat File Closed Base Open Base *Inside Drawer: 50-3/8"W x 39"D x 1-7/8"H 10-Drawer Flat File Closed Base Open Base *Inside Drawer: 43-1/4"W x 32-7/8"D x 1-7/8"H FOB: 17340, 60609	244876	40-3/4	X	28-3/8	X	16-1/8	744.45	10.5	135 LBS.	
	244877	40-3/4	X	28-3/8	X	4	99.45	4.0	12 LBS.	
	244878	40-3/4	X	28-3/4	X	20	320.50	13.4	31 LBS.	
	244879	46-3/4	X	35-3/8	X	16-1/8	951.85	15.1	175 LBS.	
	244880	46-3/4	X	35-3/8	X	4	103.95	5.7	14 LBS.	
	244881	46-3/4	X	35-3/4	X	20	372.15	19.1	47 LBS.	
	244882	53-3/4	X	41-5/16	X	16-1/8	1221.80	21.0	217 LBS.	
	244883	53-3/4	X	41-3/8	X	4	113.40	8.0	16 LBS.	
	244884	53-3/4	X	41-3/4	X	20	424.05	26.7	65 LBS.	
	244885	46-3/4	X	35-3/8	X	16-1/8	1461.85	15.1	270 LBS.	
	244880	46-3/4	X	35-3/8	X	4	103.95	5.7	14 LBS.	
	244881	46-3/4	X	35-3/4	X	20	372.15	19.1	47 LBS.	
	MOBILE WIRE RFS3121	RFS3121	31 1/2	X	13 3/4	X	20.875	149.00	1.2	17 LBS.
	PIVOT MOBILE STAND S5026	S5026	27 1/2	X	27	X	46 1/4-61 1/2	251.00	1.8	49.25 LBS.
	PIVOT WALL RACK S5016	S5016	15	X	24	X	9 7/8	144.00	1.0	4 LBS.
	DROP/LIFT MOBILE PLAN S5060	S5060	25 3/4	X	43 3/4	X	20 1/2 X 51	156.00	2.3	34 LBS.
DROP/LIFT WALL RACK S5030	S5030	11 7/16	X		X	8 11/16	27.00	0.1	4 LBS.	
HANGING CLAMPS Sold in Packs of 6	S5001	19 1/2	X	2 1/2	X	3/4"	119.70	0.2	60 LBS.	
	S5002	25 1/2	X	2 1/2	X	3/4"	132.00	0.2	5.5 LBS.	
	S5003	30 3/4	X	2 1/2	X	3/4"	158.00	0.3	7.5 LBS.	
	S5004	36 1/8	X	2 1/2	X	3/4"	196.00	0.3	9 LBS.	
	S5005	42 1/8	X	2 1/2	X	3/4"	224.00	0.4	9.5 LBS.	
SAFES Small Home Safe Medium Home Safe Large Home Safe Portable Handgun Safe Drawer Safe Touch Screen Hotel Safe Medium Home Safe, 1 Removable Shelf	3212-4	12 7/32	X	7 7/8	X	7 7/8	72.05	0.4	10 LBS.	
	3213-4	13 13/16	X	9 7/8	X	9 7/8	88.70	0.8	15 LBS.	
	3214-4	15	X	11 13/16	X	11 13/16	130.20	1.2	26 LBS.	
	3209-4	6 1/2	X	9 1/2	X	1 25/32	37.40	0.1	3 LBS.	
	3210-4	12 13/16	X	4 11/16	X	7 7/8	72.05	0.3	9 LBS.	
	3215-32	13 13/16	X	9 7/8	X	9 7/8	146.85	0.8	26 LBS.	
	3216-4	13 13/16	X	9 7/8	X	9 7/8	110.85	0.8	24 LBS.	
REPLACE '00' WITH APPROPRIATE COLOR NUMBER BELOW: COLORS: 01-Red; 02-Charcoal; 03-Burgundy; 04-Tropic Sand; 05-Dove Gray; 06-Blue; 07-Putty; 08-Forest Green; 09-Black; 22-White; A6-Navy Blue; 30-Pink; 31-Purple; 36-Sky Blue; 38-Electric Green; EY-Yellow; MG-Multi Granite There is a \$15.00 upcharge for colors not offered as standard colors. Color options will vary by model. Please reference our 2015/2016 catalog.										

DESCRIPTION	ITEM NUMBER	W X D X H					LIST PRICE DELUXE PACK	UNIT CUBES	APPROX UNIT WT
		W	X	D	X	H			
FLAMMABLE SAFETY CABINETS 	SC12F	23	X	18	X	35	633.90	8.4	110 LBS.
	SC22F	35	X	22	X	35	881.30	15.6	165 LBS.
	SC300F	43	X	18	X	44	981.80	19.7	252 LBS.
	SC450F	43	X	18	X	65	1395.90	29.1	349 LBS.
	SC600F	34	X	34	X	65	1619.35	43.5	409 LBS.
	FOB: 60609, 17340								
PAINT & INK STORAGE 	PC60	43	X	18	X	65	1436.95	29.1	385 LBS.
	PC40	43	X	18	X	44	1042.70	19.7	270 LBS.
FOB: 60609, 17340									
ACTIVITY / UTILITY TABLES 	AT4020-BW	40	X	20	X	29	209.60	3.3	50 LBS.
	AT4020-PU	40	X	20	X	29	209.60	3.3	50 LBS.
	AT6020-BW	60	X	20	X	29	291.20	5.0	75 LBS.
	AT6020-PU	60	X	20	X	29	291.20	5.0	75 LBS.
	AT6030-BW	60	X	30	X	29	360.80	7.5	95 LBS.
	AT6030-PU	60	X	30	X	29	360.80	7.5	95 LBS.
	AT7236-BW	72	X	36	X	29	430.50	10.8	110 LBS.
	AT7236-PU	72	X	36	X	29	430.50	10.8	110 LBS.
FOB: 60131									
PLASTIC TABLES AND CHAIRS 6 Ft. Regular Plastic Folding Table 4 Ft. Regular Plastic Folding Table 6 Ft. Fold in Half Plastic Table Folding Plastic Chair (4Pk)	PT7230	72	X	30	X	29	108.10	1.7	29 LBS.
	PT4824	48	X	24	X	29	77.60	1.3	19 LBS.
	FPT7230	72	X	30	X	29	113.60	2.6	29 LBS.
	FPC182035	17.7	X	19.6	X	34.6	149.60	58.3	40 LBS.
WORKSTATION SILVER TUBE FRAME 6426-3 47 1/4" X 23 5/8" X 29 1/2" 218.50 2.8 34 LBS. FOB: 60131									
CABINET DOLLY (see catalog page 31)	DO10 361800-05 / GY	36	X	18	X	5-1/2	156.60	2.1	27 LBS.
	DO10 361800-07 / PU	36	X	18	X	5-1/2	156.60	2.1	27 LBS.
	DO10 362400-07 / PU	36	X	24	X	5-1/2	183.80	2.8	35 LBS.
FOB: 38053, 17340, 93203									
STACK CHAIR DOLLY DO10 2323CH-09	23	X	23	X	3-1/2	72.30	1.1	13 LBS.	
INDUSTRIAL PALLET JACK PT5027	27	X	50-1/2	X	37	607.85	29.5	164 LBS.	
FOB: 60131									
BIN STORAGE (see catalog page 32)	UR4416BIN36	44	X	16	X	57	413.95	8.3	96 LBS.
	IBU421633	42	X	16	X	33	179.40	8.3	50 LBS.
	MBU3317BIN15	33	X	16.5	X	38	232.75	12.3	48.5 LBS.
FOB: 60131									
PLASTIC SHELIVING (see catalog page 32)	PS361856-4B	36	X	18	X	56	84.40	21.0	22 LBS.
	PS361872-5B	36	X	18	X	72	101.85	27.0	38 LBS.
	PS362472-5B	36	X	24	X	72	119.30	36.0	35 LBS.
FOB: 60131									





REPLACE '00' WITH APPROPRIATE COLOR NUMBER BELOW:

COLORS: 01-Red; 02-Charcoal; 03-Burgundy; 04-Tropic Sand; 05-Dove Gray; 06-Blue; 07-Putty; 08-Forest Green; 09-Black;

22-White; A6-Navy Blue; 30-Pink; 31-Purple; 36-Sky Blue; 38-Electric Green; EY-Yellow; MG-Multi Granite

There is a \$15.00 upcharge for colors not offered as standard colors. Color options will vary by model. Please reference our 2015/2016 catalog.



DESCRIPTION	ITEM NUMBER	DIMENSIONS					LIST PRICE DELUXE PACK	UNIT CUBES	APPROX UNIT WT
		W	X	D	X	H			
CHROME WIRE SHELVING HEAVY-DUTY CHROME WIRE SHELVING 	WS361874-C	36	X	18	X	74	218.20	27.8	48 LBS.
	WS362474-C	36	X	24	X	74	254.55	37.0	60 LBS.
	WS481274-C	48	X	12	X	74	216.75	24.7	50 LBS.
	WS481874-C	48	X	18	X	74	260.75	37.0	57 LBS.
	WS482474-C	48	X	24	X	74	313.50	49.3	73 LBS.
	WS601874-C	60	X	18	X	74	304.35	46.3	70 LBS.
	WS603674-C	60	X	36	X	74	494.50	92.5	110 LBS.
	WS721274-C	72	X	12	X	74	314.20	37.0	66 LBS.
	WS721874-C	72	X	18	X	74	343.25	55.5	82 LBS.
	WS722474-C	72	X	24	X	74	417.70	74.0	92 LBS.
	WS723674-C	72	X	36	X	74	581.75	111.0	126 LBS.
	WS361886-C	36	X	18	X	86	238.50	32.3	52 LBS.
	WS362486-C	36	X	24	X	86	261.05	43.0	64 LBS.
	WS481286-C	48	X	12	X	86	241.45	28.6	54 LBS.
	WS481886-C	48	X	18	X	86	277.20	43.0	61 LBS.
	WS482486-C	48	X	24	X	86	315.55	57.3	77 LBS.
	WS601886-C	60	X	18	X	86	312.55	53.8	74 LBS.
	WS603686-C	60	X	36	X	86	509.05	107.5	114 LBS.
	WS721286-C	72	X	12	X	86	328.70	43.0	70 LBS.
	WS721886-C	72	X	18	X	86	352.00	64.5	86 LBS.
WS722486-C	72	X	24	X	86	425.80	86.0	96 LBS.	
WS723686-C	72	X	36	X	86	596.30	129.0	130 LBS.	
FOB: 60131									
CHROME WIRE SHELVING ACCESSORIES	WSCASTER4	12 5/8	X	10	X	2 3/4	54.55		5 LBS
	WSCASTER5	14 5/8	X	10 3/8	X	2 3/4	80.05		9 LBS.
	WSPHANDLE18	18	X	6 1/2	X	1 5/8	14.55		2.3 LBS.
	WSPHANDLE24	24	X	6 1/2	X	1 5/8	16.65		2 LBS.
	WSSHOK	1 1/4	X	7/8"	X	1/2"	2.95		1 LBS.
	WSPPOSTCLAMP	2 3/4	X	7/8"	X	1 1/2"	3.50		1.4 LBS.
FOB: 60131									
LIGHT DUTY CHROME WIRE SHELVING 	WS121212-C	12	X	12	X	12	34.95	1.0	4 LBS
	WS241430	24	X	14	X	30	65.50	5.8	10 LBS.
	WS201232-C	20	X	12	X	32	64.00	4.4	10 LBS.
	WS201232-B	20	X	12	X	32	55.30	4.4	10 LBS.
FOB: 60131									
MOBILE WIRE SHELVING 	MWS221333	22	X	13	X	33	90.45	5.5	18 LBS.
	MWS301460	30	X	14	X	60	150.10	14.6	35 LBS.
	MWS361454	36	X	14	X	54	126.55	14.6	30 LBS.
	MWS361872	36	X	18	X	72	239.10	27.0	50 LBS.
	MWS481872	48	X	18	X	72	180.65	36.0	40 LBS.
	MWS481874-B	48	X	18	X	74	247.25	37.0	69 LBS.
	EZGR4818-RW3	48	X	18	X	74	215.25	37.0	
FOB: 60131									
MOBILE WIRE CARTS 	MWS361838	36	X	18	X	38	201.70	14.3	41 LBS.
	MWS362438	36	X	24	X	38	240.90	19.0	48 LBS.
	MWS482438	48	X	24	X	38	286.05	25.3	56 LBS.
	MKT241434	24	X	14	X	40	84.40	7.7	16 LBS.
	MKTSS241440	24	X	14	X	40	224.00	7.7	24 LBS.
	MKTBB242036	24	X	20	X	36	232.75	10.0	31 LBS.
FOB: 60131									

REPLACE '00' WITH APPROPRIATE COLOR NUMBER BELOW:

COLORS: 01-Red; 02-Charcoal; 03-Burgundy; 04-Tropic Sand; 05-Dove Gray; 06-Blue; 07-Putty; 08-Forest Green; 09-Black;
 22-White; A6-Navy Blue; 30-Pink; 31-Purple; 36-Sky Blue; 38-Electric Green; EY-Yellow; MG-Multi Granite

There is a \$15.00 upcharge for colors not offered as standard colors. Color options will vary by model. Please reference our 2015/2016 catalog.



DESCRIPTION	ITEM NUMBER	W	X	D	X	H	LIST PRICE DELUXE PACK	UNIT CUBES	APPROX UNIT WT	
TREADPLATE WELDED RACK (see catalog page 34)	TP722472W4	77	X	24	X	72	407.20	8.9	150 LBS.	
	TP722472W3	77	X	24	X	72	381.00	8.9	115 LBS.	
FOB: 60609										
PALLET RACK COMPONENTS UPRIGHT FRAMES (see catalog page 34) BEAMS (see catalog page 34) WIRE DECKING (see catalog page 34) PALLET RACK SUPPORT CROSSBARS (see catalog page 34)	RF207	2.75	X	42	X	96	221.65	6.4	45 LBS.	
	RF209	2.75	X	42	X	120	249.30	8.0	56 LBS.	
	RF211	2.75	X	42	X	144	309.95	9.6	67 LBS.	
	RB214	96	X	3.8	X	2 3/4"	108.05	0.6	23 LBS.	
	RB215	108	X	3.8	X	2 3/4"	124.70	0.7	27 LBS.	
	RB232	120	X	3.8	X	2 3/4"	141.30	0.7	32 LBS.	
	RWD4246	46	X	42	X	1 1/2	47.80	1.7	20 LBS.	
	RWD4252	52	X	42	X	1 1/2	56.65	1.9	22 LBS.	
	RWD4258	58	X	42	X	1 1/2	59.95	2.1	24 LBS.	
	RA221	2.5	X	42	X	2	27.75	0.1	6 LBS.	
	FOB: 60609									
	BOLTLESS RIVET SHELVING (see catalog page 35)	CR3618	36	X	18	X	72	150.55	11.6	72 LBS.
CR4824		48	X	24	X	72	188.05	21.7	102 LBS.	
FOB: 60609										
RIVET SHELVING	UR184872-R	48	X	18	X	72	216.10	2.2	54 LBS.	
	ZR481884L6	48	X	18	X	84	216.10	1.9	87 LBS.	
	ZRHP4824SVL5	48	X	24	X	72	302.00	2.7	95 LBS.	
FOB: 60609										
WAGONS/SHOPPING CARTS CRATE WAGON HEAVY DUTY FOLDING WAGON LIGHT-DUTY FOLDING WAGON FOLDING SHOPPING CART FLAT WAGON (see catalog pages 36 & 37 for all wagons) 4-WHEEL STEEL FLAT WAGON 2-TIER STEEL WAGON HEAVY DUTY STEEL WAGON	CW3418	18	X	34	X	21 3/4	166.55	7.8	40 LBS.	
	CW4824	24	X	48	X	27 3/8	259.25	18.7	68 LBS.	
	CW6031	31	X	60	X	25	600.40	26.9	160 LBS.	
	FCW5424	22	X	54	X	26	238.25	3.8	39 LBS.	
	<i>FOLDED SIZE</i>	8	X	30	X	23				
	FBW3621	21	X	36	X	25 1/2	201.70	11.1	32 LBS.	
	<i>FOLDED SIZE</i>	8	X	30	X	23				
	FCW3622	22	X	36	X	25 1/2	183.75	11.9	25 LBS.	
	<i>FOLDED SIZE</i>	8	X	30	X	23				
	FSC3012	12 3/4	X	11 1/2	X	37	50.95	3.3	7.5 LBS.	
	FSC4021	21	X	25	X	40	61.15	12.2	12 LBS.	
	FW3820	20	X	38	X	14 1/4	177.80	6.6	36 LBS.	
	FW6036	36	X	60	X	17	349.40	21.3	127 LBS.	
	FW4824	24	X	48	X	17	212.50	5.3	65 LBS.	
	TW3820	20	X	38	X	36	267.00	3.3	53 LBS.	
	PW3720	22 1/2"	X	46 1/2"	X	24 3/4"	160.00	4.3	39 LBS.	
	FOB: 60131									

REPLACE '00' WITH APPROPRIATE COLOR NUMBER BELOW:



COLORS: 01-Red; 02-Charcoal; 03-Burgundy; 04-Tropic Sand; 05-Dove Gray; 06-Blue; 07-Putty; 08-Forest Green; 09-Black;

22-White; A6-Navy Blue; 30-Pink; 31-Purple; 36-Sky Blue; 38-Electric Green; EY-Yellow; MG-Multi Granite

There is a \$15.00 upcharge for colors not offered as standard colors. Color options will vary by model. Please reference our 2015/2016 catalog.

PARTS & ACCESSORIES		Net Cost	Unit Weight
BQ10 351300-00	EXTRA SHELVES FOR 35 X 13 SNAP IT BOOKCASES FOB: 60131	14.35	5 lbs.
BS12 / EA10360900-00	EXTRA SHELVES FOR SLIDING DOOR CABINETS FOB 38053, 23203	10.50	5 lbs.
BS18 / EA10361500-00	EXTRA SHELVES FOR SLIDING DOOR CABINETS FOB 38053, 93203	12.65	6 lbs.
CA10 161200-00	EXTRA SHELVES FOR 16X12 ADJUSTABLE MODELS FOB 17340, 38053, 93203	10.50	3 lbs.
CA10 171600-00	EXTRA SIDE SHELVES FOR 36X18 COMBO CABINET FOB 17340, 38053, 93203	13.25	3 lbs.
CA10 181200-00	EXTRA SHELVES FOR 18X12 ADJUSTABLE MODELS FOB 17340, 38053, 93203	10.50	4 lbs.
CA10 361800-00	EXTRA SHELVES FOR 36X18 ADJUSTABLE MODELS-VALUELINE-CLASSIC FOB 17340, 38053, 93203	15.45	6 lbs.
EA10 171800-00	EXTRA SHELVES FOR 17X18 ADJUSTABLE MODELS-SYSTEMS FOB 17340, 38053, 93203	13.25	3 lbs.
EA10 172200-00	EXTRA SIDE SHELVES FOR 36X24 COMBO CABINET FOB 17340, 38053, 93203	14.35	4 lbs.
EA10 182400-00	EXTRA SHELVES FOR 18X24 ADJUSTABLE MODELS FOB 17340, 38053, 93203	14.35	4 lbs.
EA10 301200-00	EXTRA SHELVES FOR 30X12 ADJUSTABLE MODELS FOB 17340, 38053, 93203	14.35	5 lbs.
EA10 301800-00	EXTRA SHELVES FOR 30X18 ADJUSTABLE MODELS-SYSTEMS FOB 17340, 38053, 93203	15.45	5 lbs.
EA10 341200-00	EXTRA SHELVES FOR 34X12 ADJUSTABLE MODELS-BOOKCASES FOB 17340, 38053, 93203	14.35	5 lbs.
EA10 361200-00	EXTRA SHELVES FOR 36X12 ADJUSTABLE MODELS-ELITE-BOOKCASES FOB 17340, 38053, 93203	14.35	5 lbs.
EA10 361800-00	EXTRA SHELVES FOR 36X18 ADJUSTABLE MODELS-ELITE-BOOKCASES FOB 17340, 38053, 93203	16.60	7 lbs.
EA10 362400-00	EXTRA SHELVES FOR 36X24 ADJUSTABLE MODELS-ELITE, CLASSIC PLUS FOB 17340, 38053, 93203	19.80	9 lbs.
KD12	EXTRA SHELVES FOR 30X12 KDE WALL CABINET FOB: 60131	14.35	5 lbs.
KD18	EXTRA SHELVES FOR 36X18 KDE CABINET FOB: 60131	16.60	7 lbs.
KD24	EXTRA SHELVES FOR 36X24 KDE CABINET FOB: 60131	19.80	9 lbs.
KD48	EXTRA SHELVES FOR 48X24 KDE CABINET FOB: 60131	32.95	12 lbs.
RT10 361800-00	EXTRA SHELVES FOR 36X18 SNAP-IT CABINETS (7000/7001) FOB: 60131	16.60	6 lbs.
SA10 301200-XX	EXTRA SHELVES FOR 30X12 STAINLESS STEEL CABINET FOB 17340, 38053	37.70	12 lbs.
SA10 361800-XX	EXTRA SHELVES FOR 36X18 STAINLESS STEEL CABINET FOB 17340, 38053	59.60	17 lbs.
SA10 362400-XX	EXTRA SHELVES FOR 36X24 STAINLESS STEEL CABINET FOB 17340, 38053	70.10	20 lbs.
SA10 482400-XX	EXTRA SHELVES FOR 48X24 STAINLESS STEEL CABINET FOB 17340, 38053	90.00	25 lbs.
TA10 172200-00	EXTRA SIDE SHELVES FOR 36X24 TRANSPORT COMBO CABINET FOB 17340, 38053, 93203	15.45	4 lbs.
TA10 242400-00	EXTRA SHELVES FOR 24X24 ADJUSTABLE MODELS-TRANSPORT FOB 17340, 38053, 93203	15.45	8 lbs.
TA10 302400-00	EXTRA SHELVES FOR 30X24 ADJUSTABLE MODELS-TRANSPORT FOB 17340, 38053, 93203	20.90	9 lbs.
TA10 362100-00	EXTRA SHELVES FOR 36X24 AUDIO VIDEO FOB 17340, 38053, 93203	22.05	9 lbs.
TA10 362400-00	EXTRA SHELVES FOR 36X24 ADJUSTABLE MODELS-TRANSPORT FOB 17340, 38053, 93203	22.05	9 lbs.
TA10 461800-00	EXTRA SHELVES FOR 46X18 ADJUSTABLE MODELS-TRANSPORT FOB 17340, 38053, 93203	32.95	12 lbs.
TA10 462400-00	EXTRA SHELVES FOR 46X24 TRANSPORT, AUDIO VIDEO FOB 17340, 38053, 93203	32.95	14 lbs.
WSHELF1848-C	EXTRA SHELVES FOR 48X18 CHROME WIRE SHELVING FOB: 60131	22.05	12 lbs.
WSHELF1860-C	EXTRA SHELVES FOR 60X18 CHROME WIRE SHELVING FOB: 60131	26.20	15 lbs.
WSHELF1872-C	EXTRA SHELVES FOR 72X18 CHROME WIRE SHELVING FOB: 60131	31.45	18 lbs.
WSHELF2436-C	EXTRA SHELVES FOR 36X24 CHROME WIRE SHELVING FOB: 60131	20.90	12 lbs.
WSHELF2448-C	EXTRA SHELVES FOR 48X24 CHROME WIRE SHELVING FOB: 60131	27.30	15 lbs.
WSHELF2472-C	EXTRA SHELVES FOR 72X24 CHROME WIRE SHELVING FOB: 60131	39.80	23 lbs.
XA10 361800-00	EXTRA HEAVY DUTY SHELVES (16 ga) FOR 36X18 CABINET FOB 17340, 93203	25.65	18 lbs.
XA10 362400-00	EXTRA HEAVY DUTY SHELVES (16 ga) FOR 36X24 CABINET FOB 17340, 93203	29.30	23 lbs.
XA10 461800-00	EXTRA HEAVY DUTY SHELVES (16 ga) FOR 46X18 CABINET FOB 17340, 93203	34.05	29 lbs.
XA10 462400-00	EXTRA HEAVY DUTY SHELVES (16 ga) FOR 46X24 CABINET FOB 17340, 93203	39.30	35 lbs.

REPLACE '00' WITH APPROPRIATE COLOR NUMBER BELOW:

COLORS: 01-Red; 02-Charcoal; 03-Burgundy; 04-Tropic Sand; 05-Dove Gray; 06-Blue; 07-Putty; 08-Forest Green; 09-Black;
22-White; A6-Navy Blue; 30-Pink; 31-Purple; 36-Sky Blue; 38-Electric Green; EY-Yellow; MG-Multi Granite

There is a \$15.00 upcharge for colors not offered as standard colors. Color options will vary by model. Please reference our 2015/2016 catalog.



PARTS & ACCESSORIES		Net Cost	Unit Weight
BTCASERS	4 LOCKING CASTERS (BOOK TRUCKS)	20.20	32 lbs.
SLH-S	SINGLE HANDLE, SATIN FINISH, RH ONLY	6.70	1 lb.
DLH-S	HANDLE SET, SATIN FINISH, BOTH LOCKING	12.25	2 lbs.
SLH-C	SINGLE HANDLE, CHROME FINISH, RH ONLY	6.70	1 lb.
DLH-C	HANDLE SET, CHROME FINISH, DUMMY + 3 PT. LOCKING	12.25	2 lbs.
SPH-S	SINGLE PADLOCK HANDLE, SATIN FINISH	5.55	1 lb.
ELHAB	ELECTRONIC HANDLE	35.00	4 lbs.
RLHAB	RECESSED 3-POINT LOCKING HANDLE	10.50	1 lb.
RLHSB	RECESSED 3-POINT LOCKING HANDLE, TO SIDE	8.80	1 lb.
RLHFB	RECESSED CAM LOCKING HANDLE TO FIXED SHELF	8.80	1 lb.
CAM -A	FULL PULL DOOR CAM LOCK	6.70	1 lb.
CAM -B	FULL PULL DRAWER CAM LOCK	6.70	1 lb.
CAM - PB	PUSH BUTTON CAM LOCK	7.80	1 lb.
TLH-C	CHROME RECESSED PUSH BUTTON LOCKING HANDLE	12.25	1 lb.
BSCDH	CHROME PULL HANDLE FOR SLIDING DOORS	6.70	1 lb.
BLKSTP	BLACK SAFETY STRAP	8.30	1 lb.
Use "L" (after XX code)	STAINLESS STEEL LEG (SET OF 4)	50.20	13 lbs.
Use "LL" (after color code)	LEG LEVELERS (SET OF 4)	5.55	1 lb.
MLS-SH	MLS SERIES SIDE HANDLE	11.00	2 lbs.
TSH-00	TRANSPORT SERIES SIDE HANDLE	30.80	7 lbs.
PRT-CSTRS	POLYPROPYLENE 5" CASTERS FOR TRANSPORT SERIES (4 PER SET)	17.80	7 lbs.
WSCASTER5	CASTER SET FOR CHROME WIRE SHELVING (4 PER SET)	27.80	37 lbs.
TIRES / WAGON	PNEUMATIC TIRES FOR STEEL WAGONS (EACH)	12.15	5 lbs.
BWD18	WIRE DIVIDERS (SET OF 12)	16.60	4 lbs.
PS-8	8 OUTLET POWER STRIP WITH 10' CORD	8.80	2 lbs.
UF12A	VENTILATION FAN	39.60	2 lbs.
HASP4.5	HASP LOCK	8.80	1 lb.
CKW0 361800-00	WARDROBE BAR-FITS 36X18X72 & 36X18X78 ELITE, CLASSIC PLUS	22.05	7 lbs.
CKW0 362400-00	WARDROBE BAR-FITS 36X24X72 & 36X24X78 ELITE, CLASSIC PLUS, TRANSPORT	25.35	7 lbs.
CKW0 462400-00	WARDROBE BAR-FITS 46X24X72 & 46X24X78 ELITE, CLASSIC PLUS, TRANSPORT	28.60	8 lbs.
CKC0 361800-00	COMBINATION KIT-FITS 36X18X72 & 36X18X78 ELITE, CLASSIC PLUS	84.65	38 lbs.
CKC0 362400-00	COMBINATION KIT-FITS 36X24X72 & 36X24X78 ELITE, CLASSIC PLUS, TRANSPORT	102.25	46 lbs.
CKC0 462400-00	COMBINATION KIT-FITS 46X24X72 & 46X24X78 ELITE, CLASSIC PLUS, TRANSPORT	118.60	57 lbs.
PLAS-CLIP	PLASTIC CLIP 1"	1.30	.30 lbs.
WSHANGER36	HANGER RAILS FOR WIRE SHELVING WITH 36" WIDTH	1.30	1.30 lbs.
WSHANGER48	HANGER RAILS FOR WIRE SHELVING WITH 48" WIDTH	5.15	1.65 lbs.
WSHANGER60	HANGER RAILS FOR WIRE SHELVING WITH 60" WIDTH	5.80	2 lbs.
WSHANGER72	HANGER RAILS FOR WIRE SHELVING WITH 72" WIDTH	4.45	2.5 lbs.
WSPLTPOST74-C	CHROME SPLIT POST, 1.2 THICKNESS 74"	27.50	12.75 lbs.
WSPLTPOST86-C	CHROME SPLIT POST, 1.2 THICKNESS 86"	31.35	14.75 lbs.
WSHOOK	SHELF HOOKS FOR WIRE SHELVING	1.30	.05 lbs.

REPLACE '00' WITH APPROPRIATE COLOR NUMBER BELOW:

COLORS: 01-Red; 02-Charcoal; 03-Burgundy; 04-Tropic Sand; 05-Dove Gray; 06-Blue; 07-Putty; 08-Forest Green; 09-Black;
22-White; A6-Navy Blue; 30-Pink; 31-Purple; 36-Sky Blue; 38-Electric Green; EY-Yellow; MG-Multi Granite

There is a \$15.00 upcharge for colors not offered as standard colors. Color options will vary by model. Please reference our 2015/2016 catalog.

